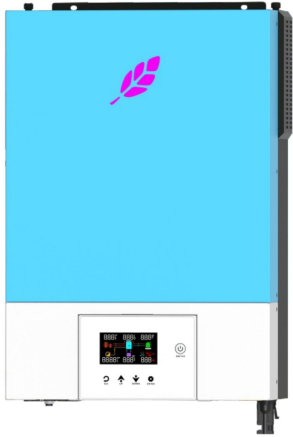


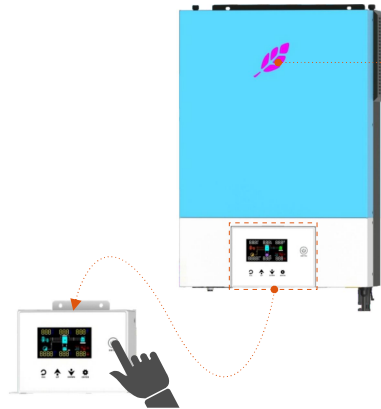
VICTOR NM-PRO SERIES



Features

- Pure sine wave solar inverter(on/off Grid)
- Output power factor 1.0
- WIFI&GPRS available for IOS and Android
- Inverter running without battery
- One-key restoration to factory Settings
- Built-in Lithium battery automatic activation
- Built-in 120A(for 3.6KW/6.2KW)/140A(for 4.2KW)
- MPPT:Max 6200w(for 3.6kw/4.2kw),max 6500w (for 6.2kw) solar charge
- High PV input voltage range(90~450VDC) Built-in anti-dusk kit for harsh environment
- Smart battery charge design to optimize battery life
- Dual output(V2.0)

Removable display



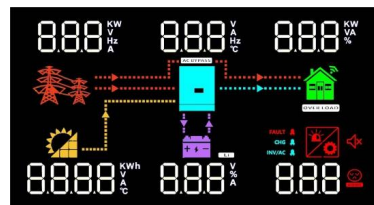
RGB LIGHT

RGB lighting for different working mode

RGB automatically switches with the working mode of the inverter:

- Battery mode: red;
- Utility mode: blue;
- PV mode: purple;

LCD Display



WIFI&GPRS available for ios and Android



MODEL	VICTOR NM-PRO-3.6KW	VICTOR NM-PRO-4.2KW	VICTOR NM-PRO-6.2KW
Phase	1-phase		
Maximum PV Input Power	6200W	6200W	6500W
Rated Output Power	3600W	4200W	6200W
Maximum Solar Charging Current	120A	140A	120A
GRID-TIE OPERATION			
PV Input(DC)			
Nominal DC Voltage/Maximum DC Voltage	360VDC/500VDC		
Start-up Voltage/Initial Feeding Voltage	90VDC/120VDC		
Maximum DC Voltage	90~450VDC		
Number of MPPT Trackers/Maximum Input Current	1/27A		
GRID OUTPUT(AC)			
Nominal Output Voltage	220/230/240VAC		
Output Voltage Range	195.5~253VAC		
Nominal Output Current	15.7A	18.2A	27.0A
Power Factor	>0.99		
Feed-in Grid Frequency Range	49~51±1Hz		
EFFICIENCY			
Maximum Conversion Efficiency(Solar to AC)	98%		
TWO LOAD OUTPUT POWER(V2.0)			
Full Load	3600W	4200W	6200W
Maximum Main Load	3600W	4200W	6200W
Maximum Second Load(battery mode)	1200W	1400W	2067W
Main Load Cut Off Voltage	22VDC	22VDC	44VDC
Main Load Return Voltage	24VDC	24VDC	48VDC
OFF-GRID OPERATION			
AC INPUT			
AC Start-up Voltage/Auto Restart Voltage	120-140VAC/180VAC		
Acceptable Input Voltage Range	90-280VAC or 170-280VAC		
Maximum AC Input Current	30A	30A	40A
Nominal operating frequency	50/60Hz		
Surge power	7200W	8400W	12400W
BATTERY MODE OUTPUT(AC)			
Nominal Output Voltage	220/230/240VAC		
Output Waveform	Pure sine wave		
Efficiency(DC to AC)	94%		
BATTERY & CHARGER			
Nominal DC Voltage	24VDC	24VDC	48VDC
Maximum Charging Current (Solar to AC)	120A	140A	120A
Maximum AC Charging Current	100A		
GENERAL			
PHYSICAL			
Dimension,D x W x H(mm)	420*310*110		
Net Weight(kgs)	10	11	11
INTERFACE			
Communication Port	RS232/ WIFI /Remove LCD/GPRS		
ENVIRONMENT			
Operating Temperature	-10 ~50℃		